





AVARI

ENHANCED SERIES SLAB / 50MM /   



BUNDLE OVERVIEW



UNIT



28 x 14 x 2 in
710 x 355 x 50 mm
Units/bundle: 30
Units/layer: 3

NOTES

For pedestrian use only. Large format rectangular slab with soft touch surface. Provides a contemporary smooth finish. DesignLoc technology provides a highly refined finish, protected and enhanced by ChromaTec. Accent or border with Richmond 50 or Adelaide 50.

Plate tamper not recommended.

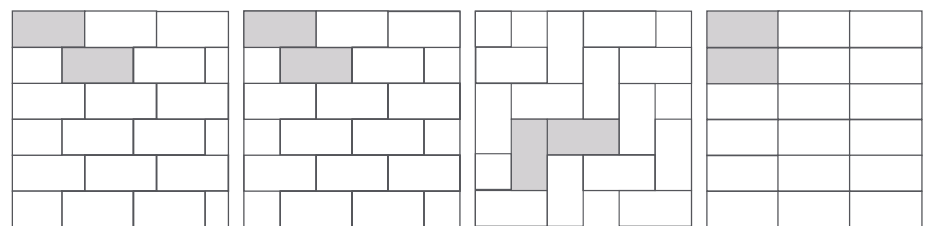
BUNDLE SPECIFICATIONS

	IMPERIAL	METRIC
Coverage	81.6 ft ²	7.58 m ²
Weight	1890 lbs	857 kg
Layers	10	
Coverage per layer	8.16 ft ²	0.76 m ²
Lineal coverage	70 ft / 35 ft	21.3 m / 10.7 m
Lineal coverage per layer	7 ft / 3.5 ft	2.13 m / 1.07 m

COLOURS

Carrara
Glacier Creek
Grey Mix

PATTERNS



3/4 Off-Set *Best Practice*

1/2 Off-Set

Herringbone

Tile Joint